

Figures

Figure 24-1 System Architecture of SRS

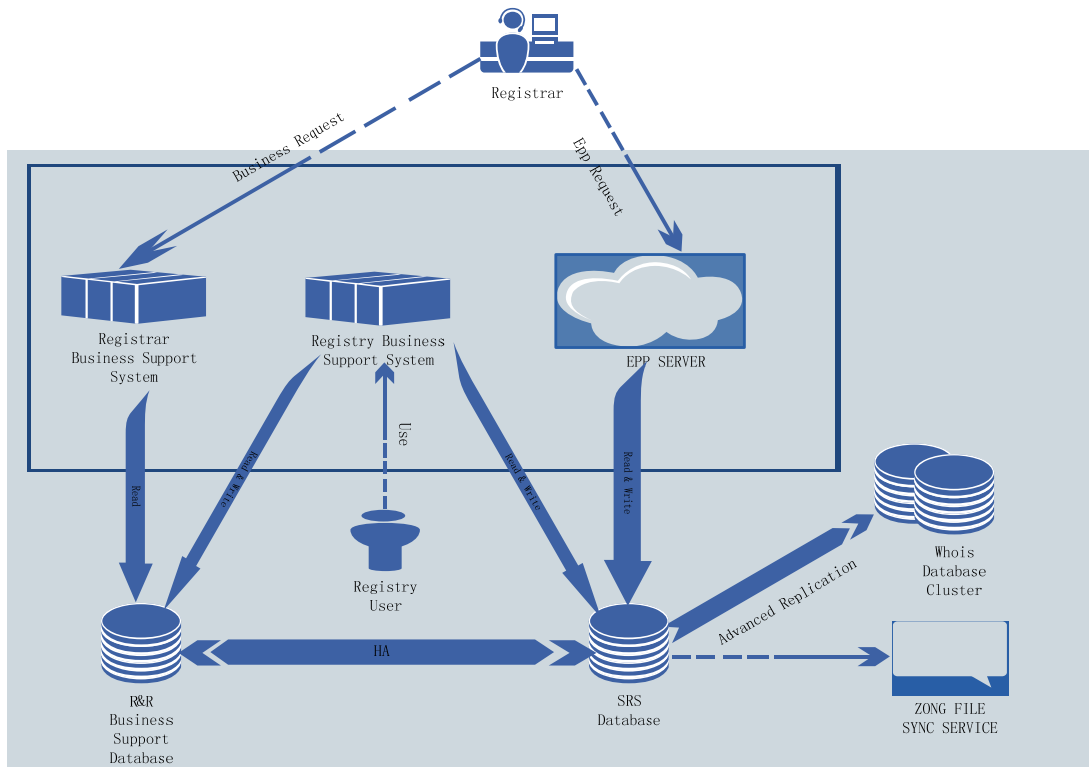


Figure 24-2 System Architecture of the Registrar Business Support System

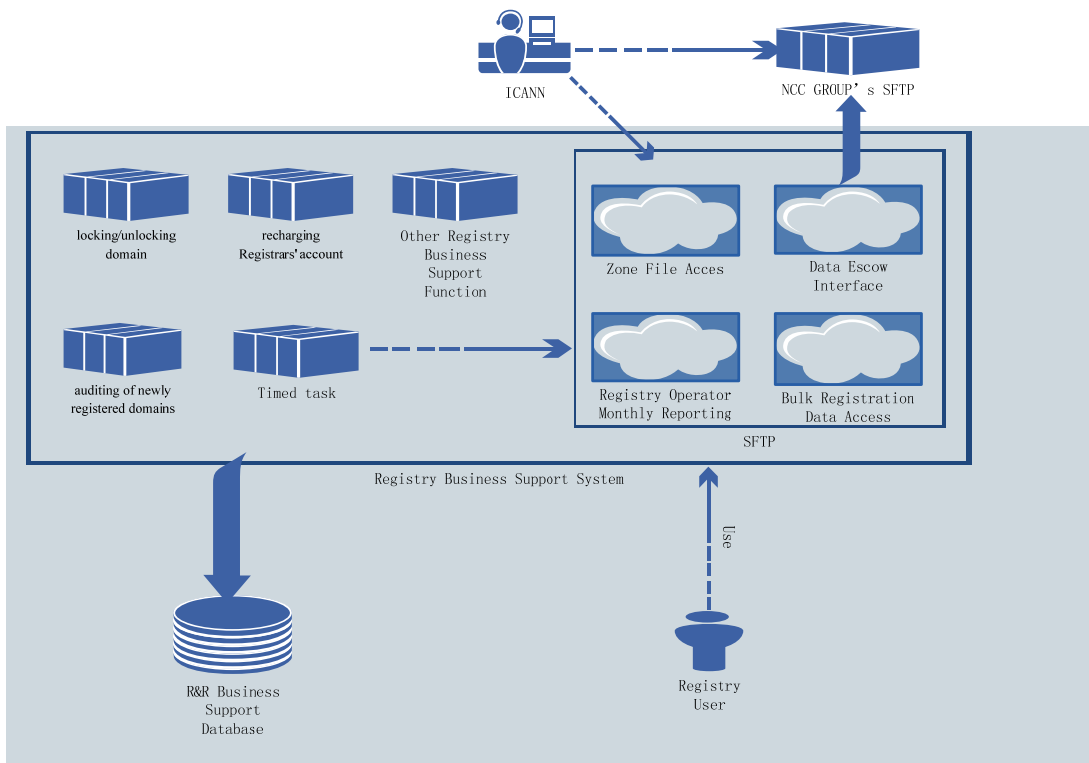
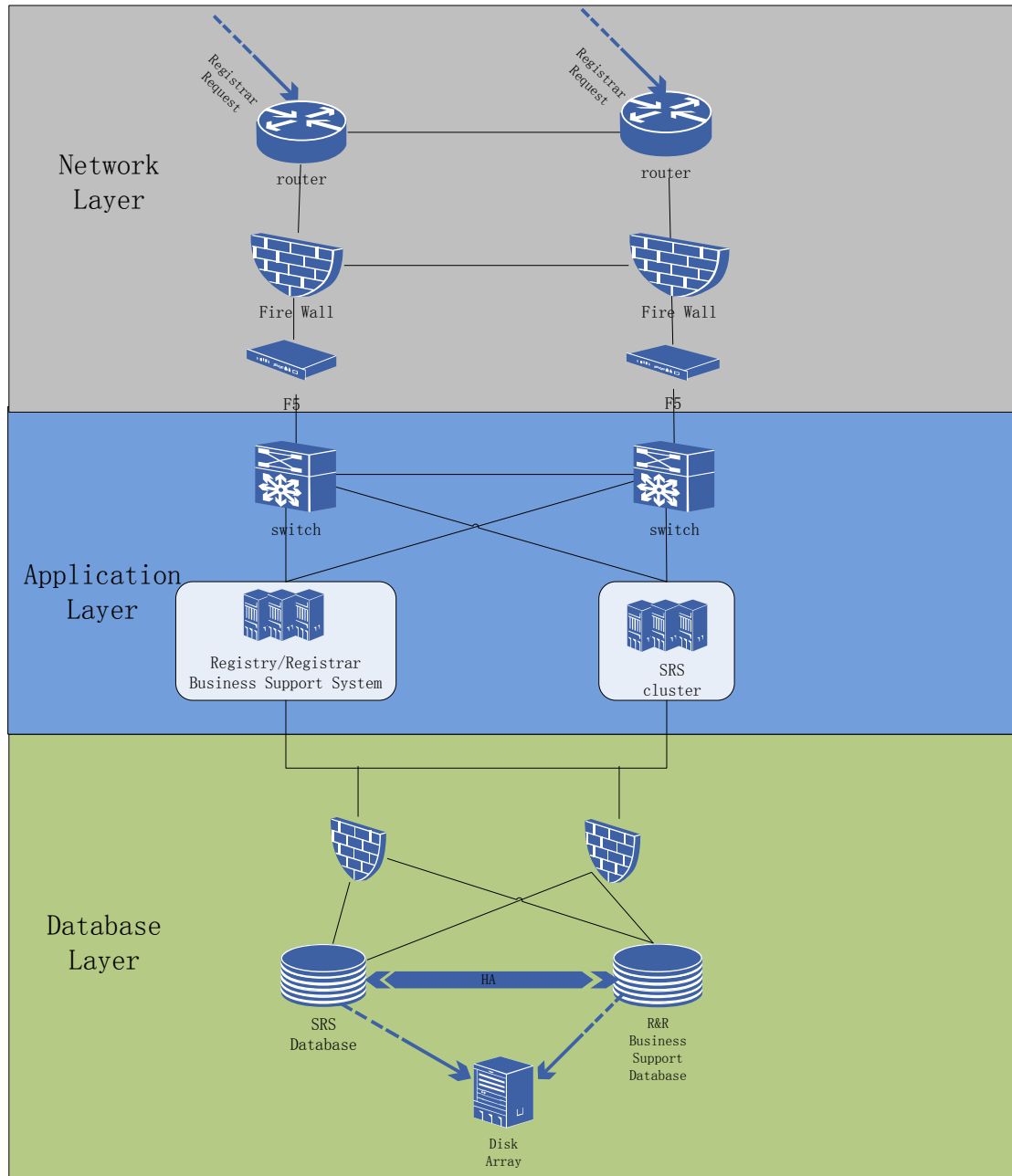


Figure 24-3 Physical Architecture



Tables

Table 24-1 Equipment List of SRS

System name	Quantity of servers	Server model
EPP Server	4	DELL R710

System name	Quantity of servers	Server model
R&R business support system	4	DELL R710
Database	2	IBM System x3950 M2
Disk Array	1	HP EVA8400

Table 24-2 Contrast Table Between Testing Results of the SRS and the SLR Indicators

Operation	Number of concurrent threads	Response Time Measured	SLR indicator
Session Command	600	3000ms (for at least 95% of the commands)	<=4000ms (for at least 90% of the commands)
Query Command		300ms (for at least 95% of the commands)	<=2000ms (for at least 90% of the commands)
Transform Command		400ms (for at least 95% of the commands)	<=4000ms (for at least 90% of the commands)

Table 24-3 Resourcing Plan

Position	Number of labor force	Duty
Project leader	1	Allocate resources, manage the process of projects to guarantee the well-developed system to be submitted on time
Technical director	1	The director of the technical team
System administrator	10	System operation and maintenance
Developer	5	Develop the system according to the design and requirements
Test Engineer	3	Test the system according to the test plan and test cases
DBA	2	Design the database

Note: The human resource in Table 24-3 can be allocated for other systems at the same time.